

**11**  
New Businesses

**57**  
Announced  
Full Time Jobs

**84**  
Commercial  
Building Permits

**\$10.7**  
Million  
Commercial  
Construction  
Investment

Contact us

City of Evanston  
Economic Development

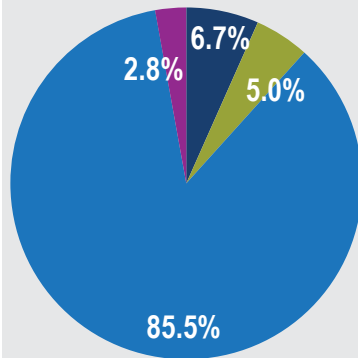
2100 Ridge Avenue  
Suite 3600  
Evanston, IL 60201

(847) 448-8100  
info@evanstonedge.com



## Investment

### Private Commercial Development Activity



- Health Care
- Office
- Retail
- Food Service

### Top 10 Commercial Projects by Value

Business	Address	Type	Estimated Work Value
Walgreens	635 Chicago	Retail	\$6,300,000
Trader Joe's	1211 Chicago	Retail	\$2,308,804
Starbucks	1734 Sherman	Food Service/Retail	\$363,295
Heartwood Center	1818 Dempster	Health	\$300,000
Temperance Beer Co.	2000 Dempster	Food Service	\$281,677
Farmhouse Restaurant	703 Church	Food Service	\$175,000
Traisman Pediatric	1950 Dempster	Health/Retail	\$155,000
Leapfrog	805 Greenwood	Office	\$100,000
1285 Hartrey Ave	1285 Hartrey	Health	\$100,000
Acquirent	500 Davis	Office	\$100,000

**Total**

**\$10,183,776**

▲ Source: City of Evanston Government

## Online Connectivity

### Social Media

	Facebook "Likes"	LinkedIn "Followers"
January	226	449
February	248	523
March	268	543

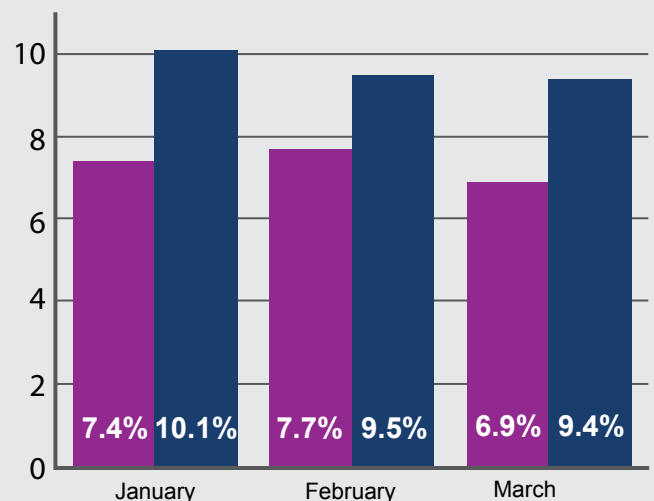
Follow us on Twitter

▲ Source: City of Evanston Government

▶ Source: Illinois Department of Commerce & Economic Opportunity

## Labor Force

### Unemployment Rate



■ Evanston ■ Illinois

### Evanston Residents

	Labor Force	Employed
January	41,335	38,288
February	41,427	38,238
March	40,989	38,164

### Maximized for Online Viewing

Scroll over text to discover online links to  
business web pages, maps and more.

Stay up to date at:

[www.evanstonedge.com](http://www.evanstonedge.com)

New Businesses

Business	Type	Address	Announced Jobs		Private Investment
			Full Time	Part Time	
World of Beer	Restaurant	1601 Sherman Avenue	15	20	\$379,300
Chicago's Home of Chicken & Waffles	Restaurant	2424 Dempster Street	3	47	\$432,827
Subway	Restaurant	845 Dodge Avenue	2	1	\$461
Lotto Food Mart	Covenience Store	828 Davis Street	1		\$809
The Fitness Matrix	Fitness	2409 Main Street	1		\$332
Ausrine's Art Room of Evanston	Gallery	1123 Florence Street	1		\$321
Center for Independent Futures	Wellness	1015 Davis Street	13	16	\$24,000
Wheel & Sprocket	Retail	1027 Davis Street	7		\$7,030
Solay Wellness	Wellness Retail	1613 Sherman Avenue	2		\$275
Burtch Works, LLC	Employment Services	1560 Sherman Avenue	12	2	\$170,273
Giant Screen Films	Film Production	990 Grove Street			\$240
<b>Total</b>					<b>\$1,015,868</b>

1st Quarter 2013 Highlights



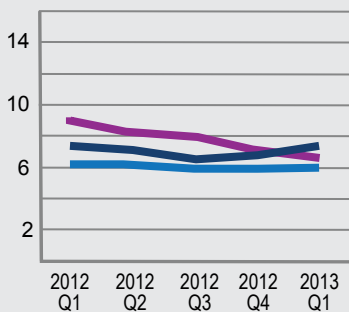
▲ Source: City of Evanston Government

▼ Source: CoStar

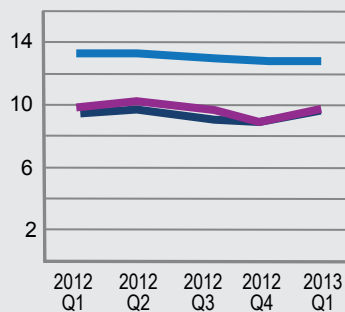
Vacancy Rates

■ Evanston    ■ Downtown Chicago Market - Including The Loop, River East, River North, Gold Coast, Old Town, Streeterville, South Loop, West Loop    ■ Near North Suburban Market - Including Evanston, Glenview, Lincolnwood, Morton Grove, Niles, Skokie, Wilmette

Commercial 6.7%



Office 9.8%



Industrial 10.0%

