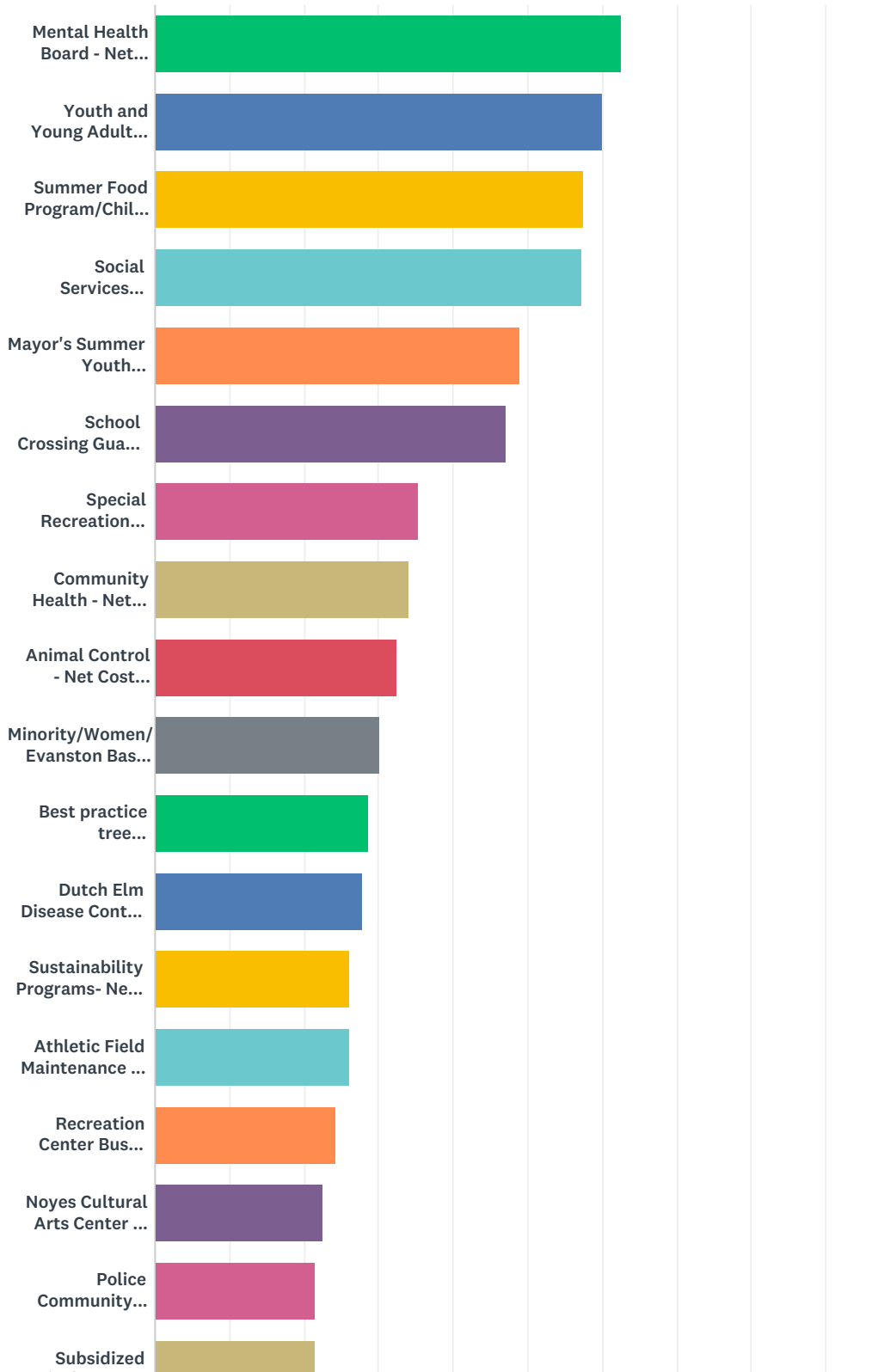
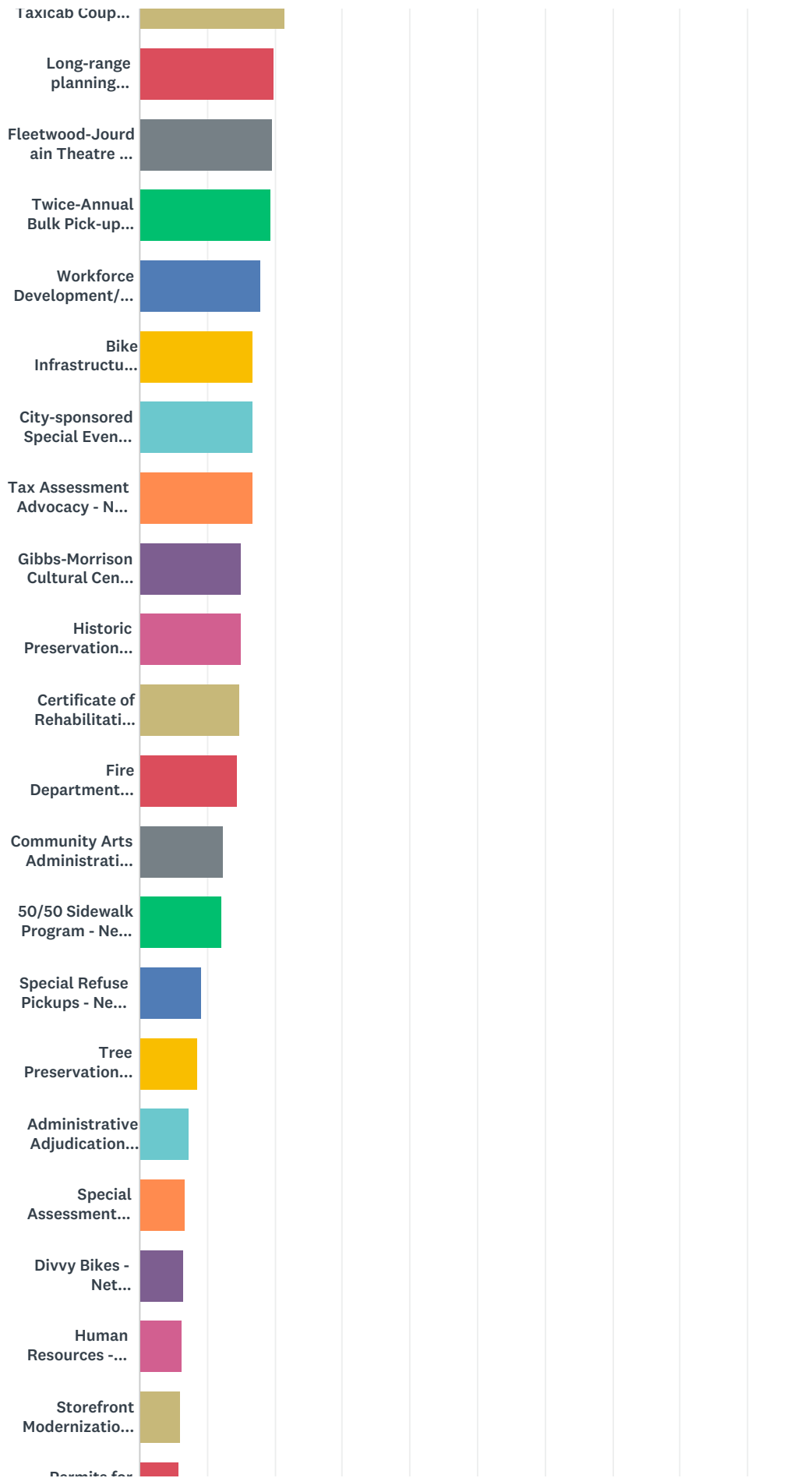


Q1 Below is a list of 46 programs and services provided by the City of Evanston. Please select the 10 programs that you believe to be the most important for the City to provide.

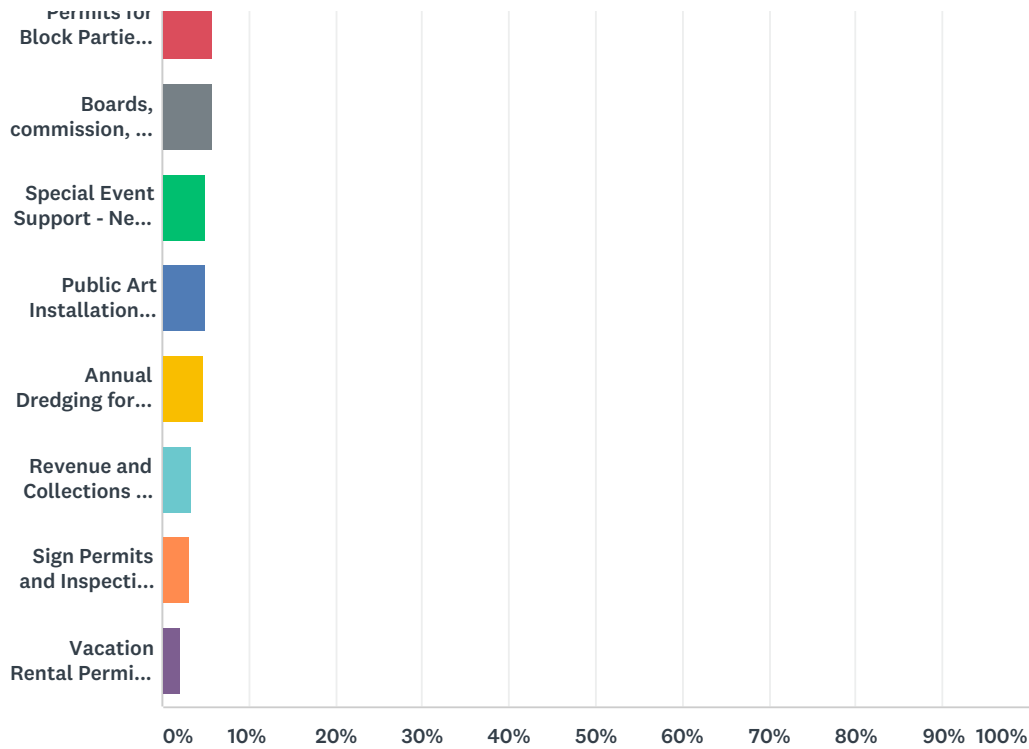
Answered: 3,299 Skipped: 5



## 2019 Priority-Based Budgeting - Resident Survey



## 2019 Priority-Based Budgeting - Resident Survey



ANSWER CHOICES	RESPONSES
Mental Health Board - Net Cost:\$750,931 - Provides funding on a grant-basis to organizations providing for the mental health and welfare of Evanston residents	62.66% 2,067
Youth and Young Adult Services - Net Cost:\$940,844- Violence interruption, alternative recreation, substance abuse treatment placement, emergency housing assistance and other services as needed	60.05% 1,981
Summer Food Program/Child Nutrition Program/Congregate Meal Program - Net Cost:\$53,129 - Variety of food programs including free breakfast and lunch for youth in the summer, donation-based senior meals, and snacks at multiple after-school programs	57.44% 1,895
Social Services (Victim Advocacy) - Net Cost:\$356,289 - Assists survivors of sexual assault and domestic violence and increases their access to economic resources, physical safety, and legal protections	57.26% 1,889
Mayor's Summer Youth Employment Program - Net Cost \$602,314 - Provides skills and workforce opportunities year-round for Evanston youth ages 14-18	49.01% 1,617
School Crossing Guards - Net Cost:\$461,791 - Part-time crossing guards at 52 intersections across the city	46.98% 1,550
Special Recreation Programs - Net Cost:\$256,640 - Serves children and adults with disabilities including fitness programs, sports programs, Special Olympics, after-school programs and summer camps	35.31% 1,165
Community Health - Net Cost:\$266,476 - Works in collaboration with community members to plan, direct, and organize health education and wellness programs for community health needs	34.04% 1,123
Animal Control - Net Cost \$217,039 - Enforces animal ordinances, captures stray animals, controls nuisance wildlife, and removes dead animals	32.53% 1,073

## 2019 Priority-Based Budgeting - Resident Survey

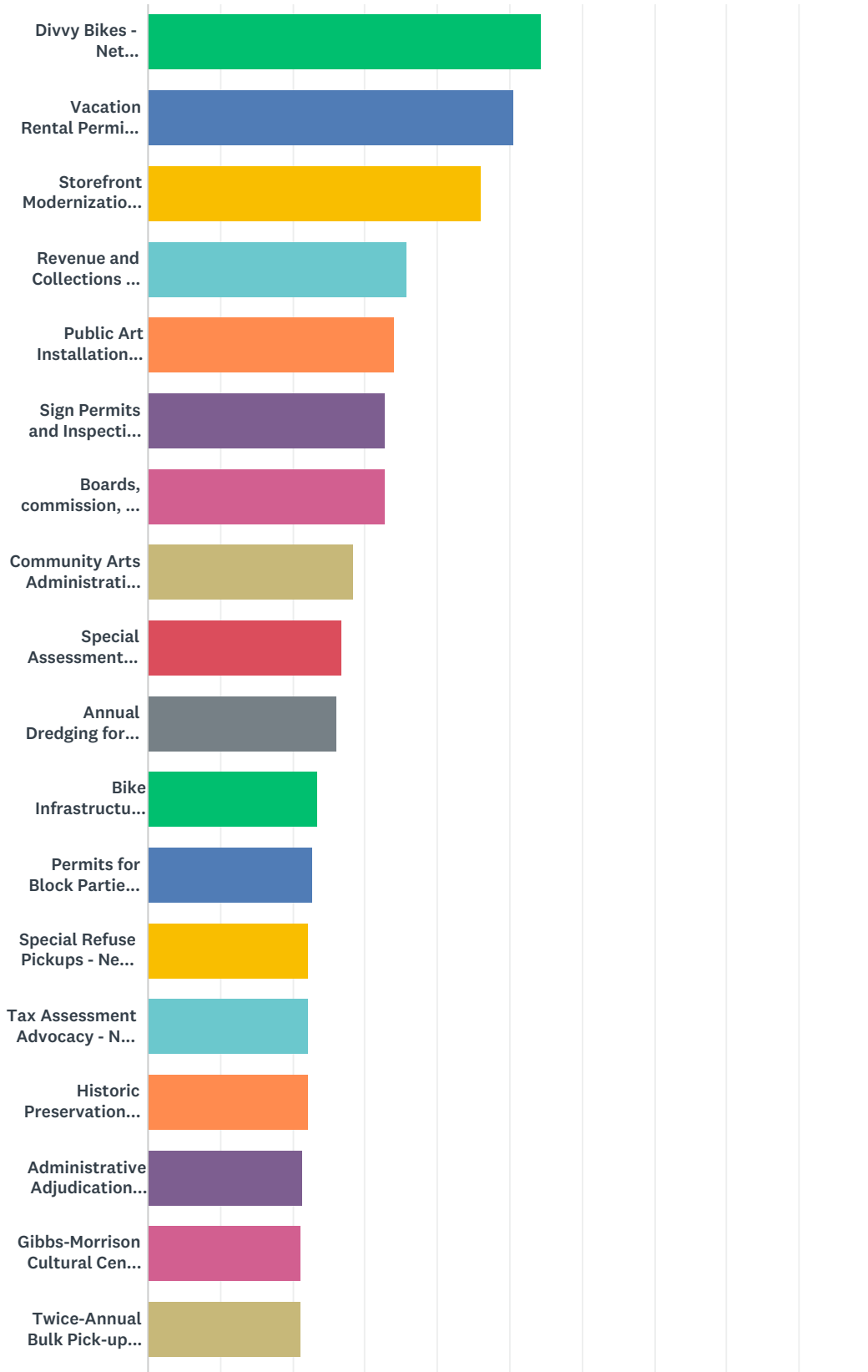
Minority/Women/Evanston Based Enterprise & Local Employment Program - Net Cost \$140,940 - Administers the City's MWEBE and LEP Program	30.16%	995
Best practice tree maintenance and replacement - Net Cost:\$922,698 - Tree Trimming, Removal and Planting, and Evaluations	28.65%	945
Dutch Elm Disease Control - Net Cost:\$261,873 - Control includes injections of all public elms once every 3 years, plus staff costs for scouting for disease symptoms and removal of diseased trees	27.77%	916
Sustainability Programs- Net Cost \$137,502- Administration of sustainability, climate action, and livability	26.25%	866
Athletic Field Maintenance and Programming - Net Cost:\$280,790 - Maintenance provided by Public Works, rental and scheduling administered by PRCS Department	26.13%	862
Recreation Center Bus Program - Net Cost:\$129,662, Outstanding Capital \$89,417 - Provides transportation for after school programs, summer camps, special recreation trips and programs, special events and Levy Senior membership drop-off and pick-up	24.19%	798
Noyes Cultural Arts Center - Net Revenue:\$45,794; Outstanding capital \$4,990,000 - The Noyes Cultural Arts Center is home to over 20 artists in residence and arts organizations offering music, theater and visual arts programs and studios	22.67%	748
Police Community Strategies Bureau - Net Cost \$197,674 - Data analysis to identify crime trends and hotspots	21.64%	714
Subsidized Taxicab Coupon program - Net Cost:\$137,603 - Offers a low-cost taxicab service to income-eligible Evanston seniors over the age of 65 and residents with ambulatory disabilities who are registered for the Evanston Benefit Card	21.64%	714
Long-range planning (comprehensive plan, area plans) - Net Cost:\$75,926 - Provides recommendations for future land use and capital improvement policies and decisions	19.98%	659
Fleetwood-Jourdain Theatre - Net Cost:\$163,890 - Fleetwood-Jourdain Theatre (FJT) features productions highlighting the Black experience in America	19.73%	651
Twice-Annual Bulk Pick-ups - Net Cost:\$172,856 - Free removal of up to six cubic yards of bulk garbage twice per year	19.46%	642
Workforce Development/Career Pathways - Net Cost \$72,803 - Provides 20 Evanston participants (age 18-26) with a career pathway plan and paid training for entry-level positions	17.94%	592
Bike Infrastructure Maintenance - Net Cost:\$65,240 - Maintenance of existing bike lanes as well as associated assets to improve quality and safety	16.82%	555
City-sponsored Special Events - Net Cost:\$149,375 - City-wide special events hosted by the Parks, Recreation and Community Services Department	16.76%	553
Tax Assessment Advocacy - Net Cost:\$138,262 - City staff acts as a taxpayer advocate for Evanston residents in property tax appeal and exemption applications	16.73%	552
Gibbs-Morrison Cultural Center - Net Cost:\$203,339; Outstanding capital \$180,000 - The building features a recording studio, community meeting space, performance venue, First Slice of Pie Café, and indoor/outdoor social gathering spaces	15.03%	496
Historic Preservation Review - Net Cost:\$134,583 - Aid in restoration, rehabilitation, and conservation of landmark buildings and the preservation of historic districts	14.97%	494
Certificate of Rehabilitation Programs - Net Cost:\$17,603 - Assists clients in receiving expungements, criminal records sealing and clemency. This program is partially funded by Community Development Block Grants (CDBG)	14.85%	490
Fire Department Public Education/Community Engagement - Net Cost:\$73,448 - Includes the Citizen Fire Academy, Fire Explorer Program, CPR classes, and other outreach	14.34%	473
Community Arts Administration - Net Cost:\$214,656 - Coordinates the creation and installation of public art throughout Evanston	12.31%	406
50/50 Sidewalk Program - Net Cost:\$114,662; Capital cost \$175,000- This is the staff time/operations cost only for the management of the 50/50 sidewalk program, but there is an associated \$175,000 annual Capital Improvement Program (CIP) cost	12.06%	398
Special Refuse Pickups - Net Cost:\$219,132 - The City of Evanston charges a fee for special pick-ups, which are defined as trash exceeding the capacity of your garbage cart plus one additional bag	9.21%	304

## 2019 Priority-Based Budgeting - Resident Survey

Tree Preservation Permit Issuance and Enforcement - Net Cost:\$36,109 - All excavations within 50' of a public tree require issuance of a tree preservation permit	8.55%	282
Administrative Adjudication - Net Cost:\$278,654 - Civil hearings offered to recipients of tickets or notices of violation issued by a City agency	7.31%	241
Special Assessment Alley Improvements - Net Cost:\$168,280, Capital cost \$250,000 - This involves the administration, design and construction oversight of the 50/50 special assessment alley program	6.76%	223
Divvy Bikes - Net Cost:\$165,808 - Bike share program	6.58%	217
Human Resources - Training - Net Cost:\$45,449 - Training for all employees	6.18%	204
Storefront Modernization Program - Net Cost:\$99,980 - Small grants to improve the appearance and functionality of street-level commercial buildings located throughout the city	6.00%	198
Permits for Block Parties, Moving Vans and Dumpsters - Net Cost:\$70,427 - Permits are logged for distribution to Police, Fire, and Parks. Public Works delivers barricades	5.82%	192
Boards, commission, and committee administration by resolution/ordinance - Net Cost:\$293,777 - 22 standing committees created by City Ordinance or resolution; each committee is staffed by at least one employee	5.79%	191
Special Event Support - Net Cost:\$108,580 - Traffic control is provided in the form of temporary no parking signs, message boards, cones and barricades	5.12%	169
Public Art Installation Support - Net Cost:\$105,121 - Installation/placement and removal of art as well as their bases and foundations	5.03%	166
Annual Dredging for Boat Launch and Harbor - Net Cost:\$23,016 - Overseen by Parks, Recreation, and Community Services Department (PRCS) and assisted by the Public Works Agency during the mechanical removal of sediment within the launch area	4.85%	160
Revenue and Collections - Passport - Net Cost:\$15,473 - Serves as U.S. passport acceptance facility	3.39%	112
Sign Permits and Inspection Services - Net Cost:\$24,639 - To ensure signs meet standards for appearance, safety and maintenance	3.21%	106
Vacation Rental Permit and Administration - Net Cost:\$21,225 - Licensing for rental units offered for a period shorter than 30 consecutive days; includes a life-safety licensing inspection	2.03%	67
Total Respondents: 3,299		

Q2 Below is the same list of programs. Now, please choose 10 programs that you believe the City should consider for reduction/elimination.

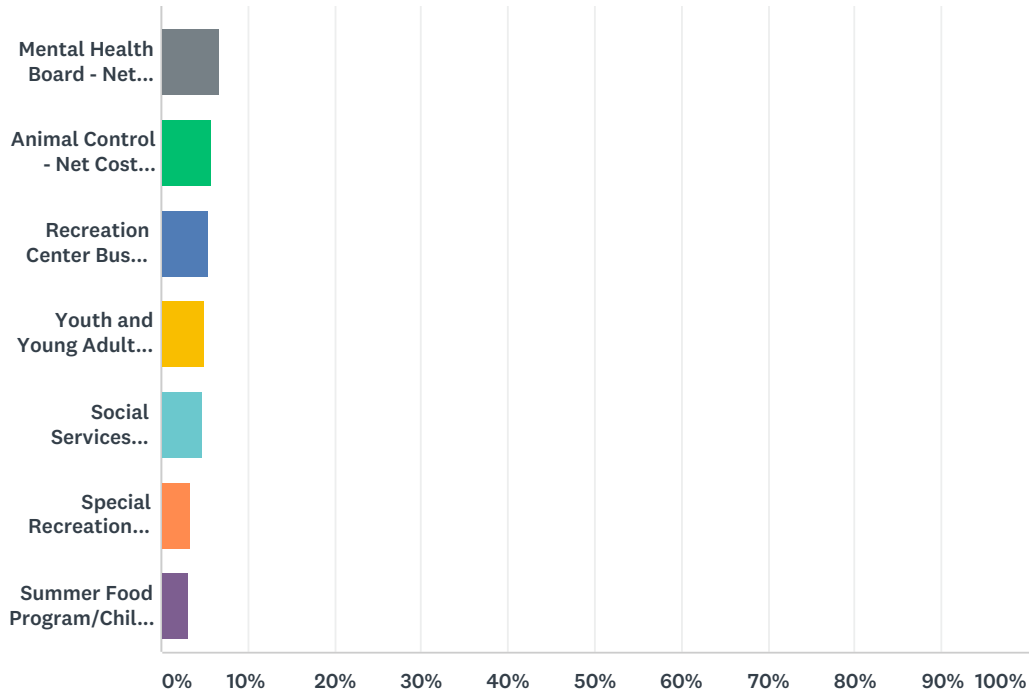
Answered: 3,234 Skipped: 70



## 2019 Priority-Based Budgeting - Resident Survey



## 2019 Priority-Based Budgeting - Resident Survey



ANSWER CHOICES	RESPONSES
Divvy Bikes - Net Cost:\$165,808 - Bike share program	54.33% 1,757
Vacation Rental Permit and Administration - Net Cost:\$21,225 - Licensing for rental units offered for a period shorter than 30 consecutive days; includes a life-safety licensing inspection	50.68% 1,639
Storefront Modernization Program - Net Cost:\$99,980 - Small grants to improve the appearance and functionality of street-level commercial buildings located throughout the city	45.98% 1,487
Revenue and Collections - Passport - Net Cost:\$15,473 - Serves as U.S. passport acceptance facility	35.81% 1,158
Public Art Installation Support - Net Cost:\$105,121 - Installation/placement and removal of art as well as their bases and foundations	34.04% 1,101
Sign Permits and Inspection Services - Net Cost:\$24,639 - To ensure signs meet standards for appearance, safety and maintenance	32.84% 1,062
Boards, commission, and committee administration by resolution/ordinance - Net Cost:\$293,777 - 22 standing committees created by City Ordinance or resolution; each committee is staffed by at least one employee	32.75% 1,059
Community Arts Administration - Net Cost:\$214,656 - Coordinates the creation and installation of public art throughout Evanston	28.54% 923
Special Assessment Alley Improvements - Net Cost:\$168,280, Capital cost \$250,000 - This involves the administration, design and construction oversight of the 50/50 special assessment alley program	26.84% 868
Annual Dredging for Boat Launch and Harbor - Net Cost:\$23,016 - Overseen by Parks, Recreation, and Community Services Department (PRCS) and assisted by the Public Works Agency during the mechanical removal of sediment within the launch area	26.16% 846
Bike Infrastructure Maintenance - Net Cost:\$65,240 - Maintenance of existing bike lanes as well as associated assets to improve quality and safety	23.38% 756



## 2019 Priority-Based Budgeting - Resident Survey

Permits for Block Parties, Moving Vans and Dumpsters - Net Cost:\$70,427 - Permits are logged for distribution to Police, Fire, and Parks. Public Works delivers barricades	22.73%	735
Special Refuse Pickups - Net Cost:\$219,132 - The City of Evanston charges a fee for special pick-ups, which are defined as trash exceeding the capacity of your garbage cart plus one additional bag	22.26%	720
Tax Assessment Advocacy - Net Cost:\$138,262 - City staff acts as a taxpayer advocate for Evanston residents in property tax appeal and exemption applications	22.14%	716
Historic Preservation Review - Net Cost:\$134,583 - Aid in restoration, rehabilitation, and conservation of landmark buildings and the preservation of historic districts	22.08%	714
Administrative Adjudication - Net Cost:\$278,654 - Civil hearings offered to recipients of tickets or notices of violation issued by a City agency	21.34%	690
Gibbs-Morrison Cultural Center - Net Cost:\$203,339; Outstanding capital \$180,000 - The building features a recording studio, community meeting space, performance venue, First Slice of Pie Café, and indoor/outdoor social gathering spaces	21.12%	683
Twice-Annual Bulk Pick-ups - Net Cost:\$172,856 - Free removal of up to six cubic yards of bulk garbage twice per year	21.09%	682
Tree Preservation Permit Issuance and Enforcement - Net Cost:\$36,109 - All excavations within 50' of a public tree require issuance of a tree preservation permit	17.81%	576
Special Event Support - Net Cost:\$108,580 - Traffic control is provided in the form of temporary no parking signs, message boards, cones and barricades	17.59%	569
Human Resources - Training - Net Cost:\$45,449 - Training for all employees	17.38%	562
Subsidized Taxicab Coupon program - Net Cost:\$137,603 - Offers a low-cost taxicab service to income-eligible Evanston seniors over the age of 65 and residents with ambulatory disabilities who are registered for the Evanston Benefit Card	16.88%	546
50/50 Sidewalk Program - Net Cost:\$114,662; Capital cost \$175,000- This is the staff time/operations cost only for the management of the 50/50 sidewalk program, but there is an associated \$175,000 annual Capital Improvement Program (CIP) cost	16.33%	528
City-sponsored Special Events - Net Cost:\$149,375 - City-wide special events hosted by the Parks, Recreation and Community Services Department	15.77%	510
Fleetwood-Jourdain Theatre - Net Cost:\$163,890 - Fleetwood-Jourdain Theatre (FJT) features productions highlighting the Black experience in America	15.71%	508
Fire Department Public Education/Community Engagement - Net Cost:\$73,448 - Includes the Citizen Fire Academy, Fire Explorer Program, CPR classes, and other outreach	14.97%	484
Sustainability Programs- Net Cost \$137,502- Administration of sustainability, climate action, and livability	14.47%	468
Noyes Cultural Arts Center - Net Revenue:\$45,794; Outstanding capital \$4,990,000 - The Noyes Cultural Arts Center is home to over 20 artists in residence and arts organizations offering music, theater and visual arts programs and studios	14.29%	462
Workforce Development/Career Pathways - Net Cost \$72,803 - Provides 20 Evanston participants (age 18-26) with a career pathway plan and paid training for entry-level positions	13.02%	421
Athletic Field Maintenance and Programming - Net Cost:\$280,790 - Maintenance provided by Public Works, rental and scheduling administered by PRCS Department	11.66%	377
Minority/Women/Evanston Based Enterprise & Local Employment Program - Net Cost \$140,940 - Administers the City's MWEBE and LEP Program	11.60%	375
Police Community Strategies Bureau - Net Cost \$197,674 - Data analysis to identify crime trends and hotspots	11.47%	371
Best practice tree maintenance and replacement - Net Cost:\$922,698 - Tree Trimming, Removal and Planting, and Evaluations	11.44%	370
Long-range planning (comprehensive plan, area plans) - Net Cost:\$75,926 - Provides recommendations for future land use and capital improvement policies and decisions	10.42%	337
School Crossing Guards - Net Cost:\$461,791 - Part-time crossing guards at 52 intersections across the city	10.24%	331

## 2019 Priority-Based Budgeting - Resident Survey

Mayor's Summer Youth Employment Program - Net Cost \$602,314 - Provides skills and workforce opportunities year-round for Evanston youth ages 14-18	9.99%	323
Dutch Elm Disease Control - Net Cost:\$261,873 - Control includes injections of all public elms once every 3 years, plus staff costs for scouting for disease symptoms and removal of diseased trees	9.89%	320
Certificate of Rehabilitation Programs - Net Cost:\$17,603 - Assists clients in receiving expungements, criminal records sealing and clemency. This program is partially funded by Community Development Block Grants (CDBG)	9.46%	306
Community Health - Net Cost:\$266,476 - Works in collaboration with community members to plan, direct, and organize health education and wellness programs for community health needs	8.44%	273
Mental Health Board - Net Cost:\$750,931 - Provides funding on a grant-basis to organizations providing for the mental health and welfare of Evanston residents	6.74%	218
Animal Control - Net Cost \$217,039 - Enforces animal ordinances, captures stray animals, controls nuisance wildlife, and removes dead animals	5.91%	191
Recreation Center Bus Program - Net Cost:\$129,662, Outstanding Capital \$89,417 - Provides transportation for after school programs, summer camps, special recreation trips and programs, special events and Levy Senior membership drop-off and pick-up	5.47%	177
Youth and Young Adult Services - Net Cost:\$940,844- Violence interruption, alternative recreation, substance abuse treatment placement, emergency housing assistance and other services as needed	4.95%	160
Social Services (Victim Advocacy) - Net Cost:\$356,289 - Assists survivors of sexual assault and domestic violence and increases their access to economic resources, physical safety, and legal protections	4.79%	155
Special Recreation Programs - Net Cost:\$256,640 - Serves children and adults with disabilities including fitness programs, sports programs, Special Olympics, after-school programs and summer camps	3.37%	109
Summer Food Program/Child Nutrition Program/Congregate Meal Program - Net Cost:\$53,129 - Variety of food programs including free breakfast and lunch for youth in the summer, donation-based senior meals, and snacks at multiple after-school programs	3.15%	102
Total Respondents: 3,234		

### Q3 What are your top three priorities for the City?

Answered: 2,616 Skipped: 688



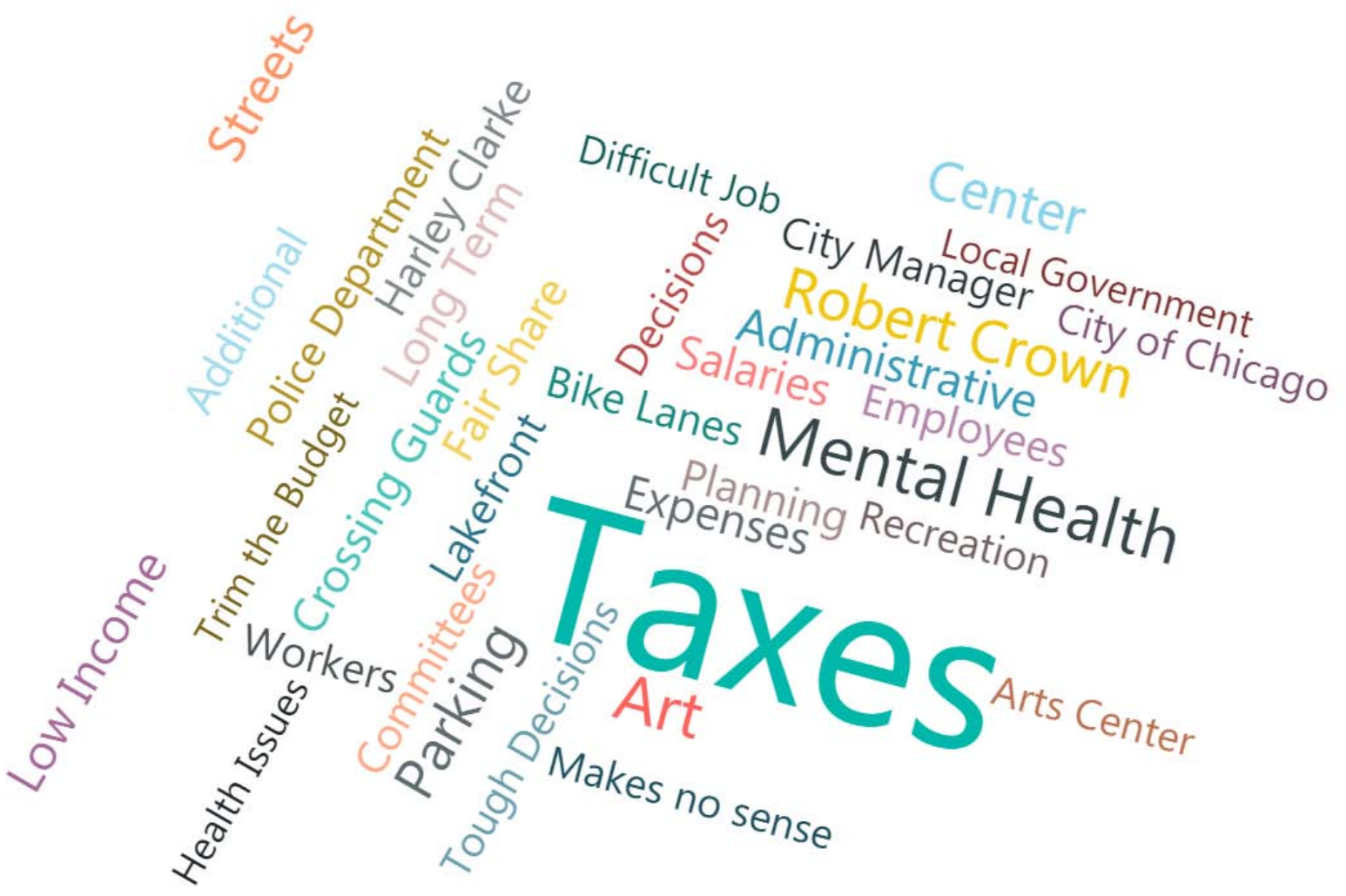
# Q4 What are areas where you recommend the City look to find savings?

Answered: 2,102 Skipped: 1,202



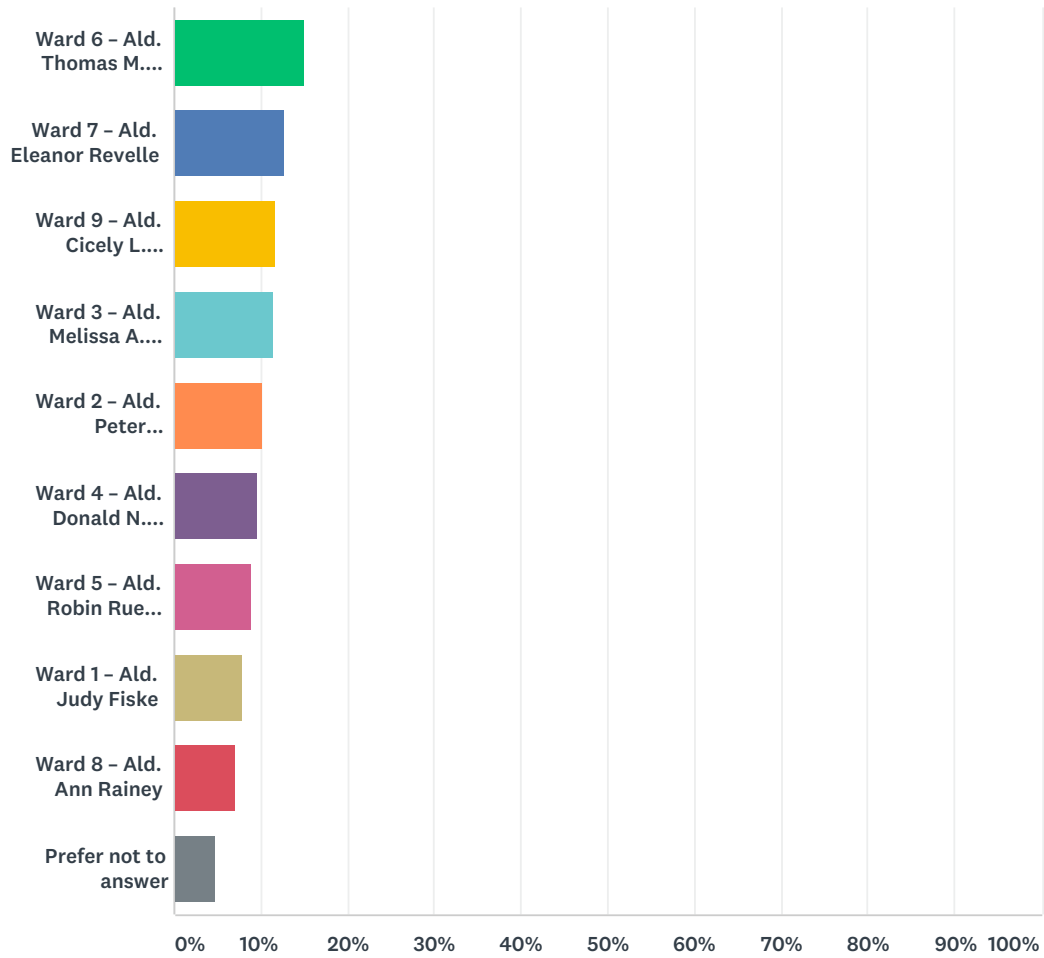
### Q5 Please share any additional ideas you have for the 2019 City of Evanston Budget.

Answered: 1,060 Skipped: 2,244



## Q6 Which ward do you live in? - Link to City of Evanston Ward Map

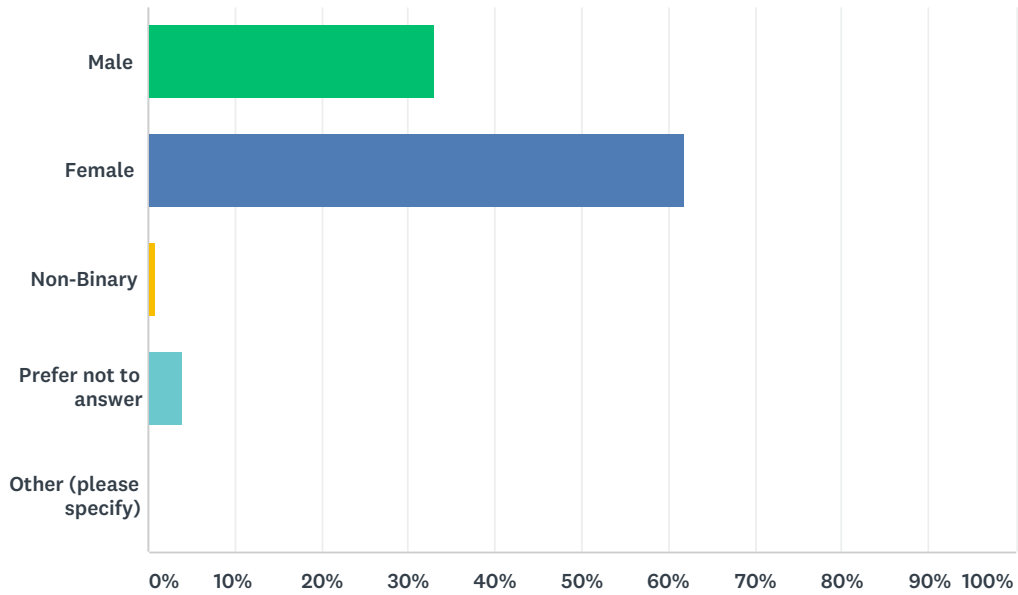
Answered: 2,992 Skipped: 312



ANSWER CHOICES	RESPONSES	
Ward 6 – Ald. Thomas M. Suffredin	15.11%	452
Ward 7 – Ald. Eleanor Revelle	12.73%	381
Ward 9 – Ald. Cicely L. Fleming	11.70%	350
Ward 3 – Ald. Melissa A. Wynne	11.53%	345
Ward 2 – Ald. Peter Braithwaite	10.26%	307
Ward 4 – Ald. Donald N. Wilson	9.69%	290
Ward 5 – Ald. Robin Rue Simmons	9.09%	272
Ward 1 – Ald. Judy Fiske	7.99%	239
Ward 8 – Ald. Ann Rainey	7.19%	215
Prefer not to answer	4.71%	141
<b>TOTAL</b>		<b>2,992</b>

## Q7 Optional: What is your gender?

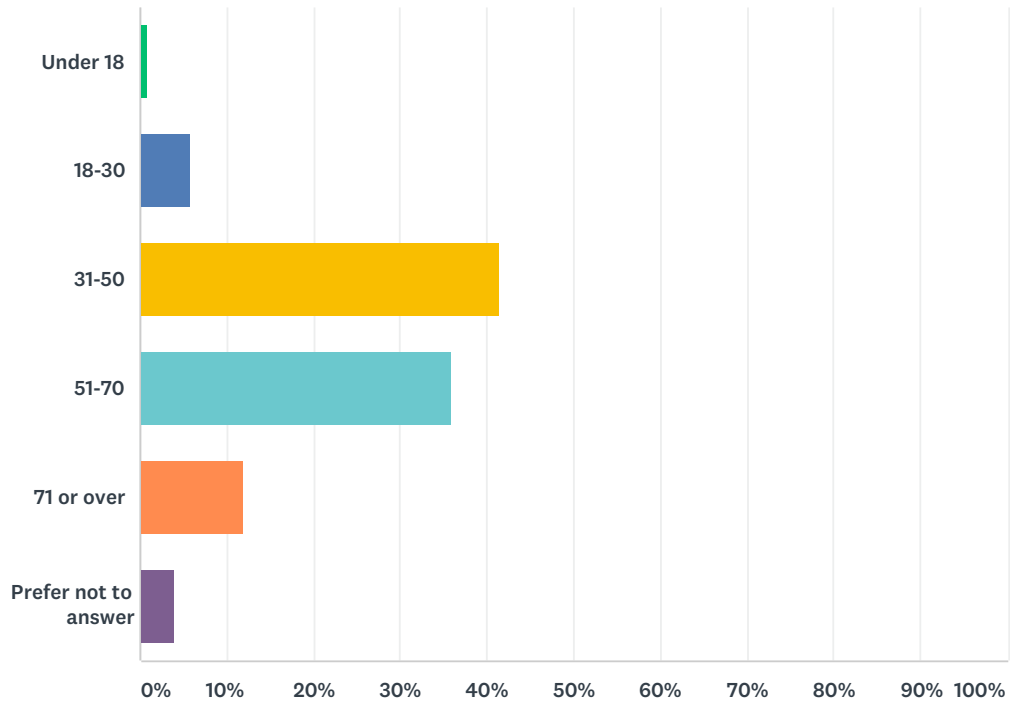
Answered: 2,588 Skipped: 716



ANSWER CHOICES	RESPONSES	
Male	33.04%	855
Female	61.98%	1,604
Non-Binary	0.93%	24
Prefer not to answer	3.94%	102
Other (please specify)	0.12%	3
<b>TOTAL</b>		<b>2,588</b>

## Q8 Optional: What is your age?

Answered: 2,554 Skipped: 750

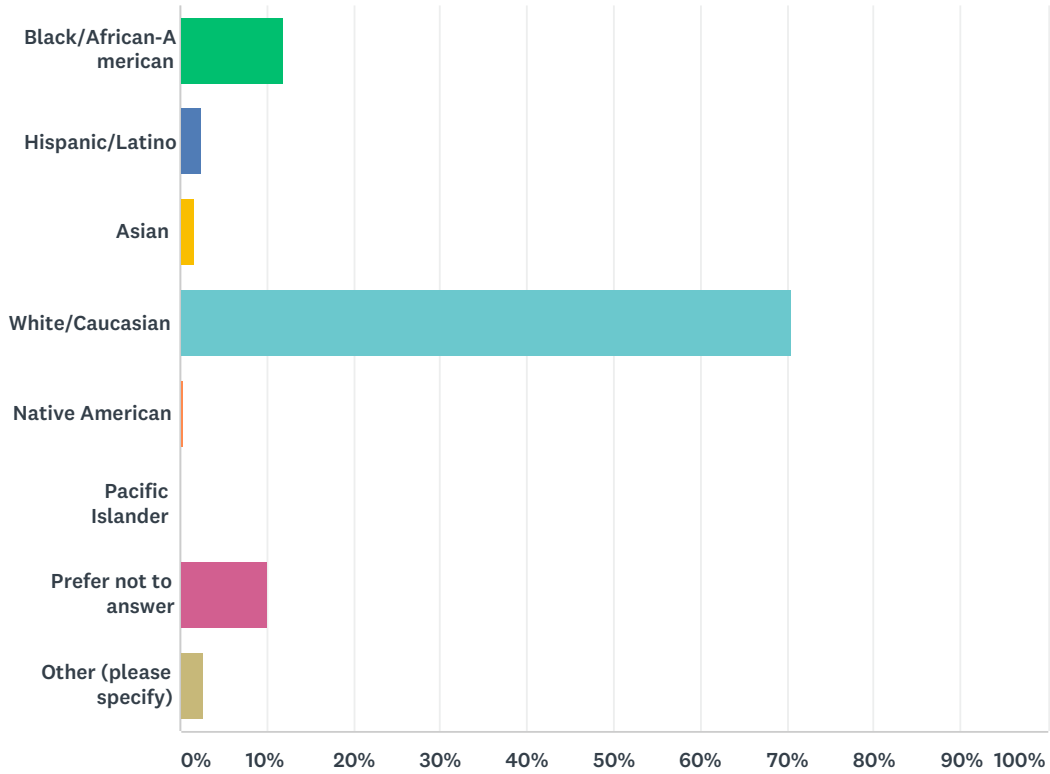


ANSWER CHOICES	RESPONSES	
Under 18	0.86%	22
18-30	5.91%	151
31-50	41.46%	1,059
51-70	35.90%	917
71 or over	11.98%	306
Prefer not to answer	3.88%	99
<b>TOTAL</b>		<b>2,554</b>



### Q9 Optional: I identify my ethnicity as:

Answered: 2,354 Skipped: 950



ANSWER CHOICES	RESPONSES	
Black/African-American	11.89%	280
Hispanic/Latino	2.59%	61
Asian	1.70%	40
White/Caucasian	70.48%	1,659
Native American	0.34%	8
Pacific Islander	0.13%	3
Prefer not to answer	10.07%	237
Other (please specify)	2.80%	66
<b>TOTAL</b>		<b>2,354</b>